

IN STORE PROGRAM

BRANDING



LOGO FLAG SMALL
AM5000650
200 cm high




LOGO SIGN
AM5000652
40 cm wide x 16 cm high x 3,5 cm deep



LOGO BLOCK LARGE NEW
AM5009201001 LARGE
55 cm wide
AM5009211001 MEDIUM
35 cm wide



LOGO FLOOR MAT
AM5003334
100 cm wide x 65 cm high



JUMBO FLOOR MAT
AM5006011001
200 cm wide x 150 cm high

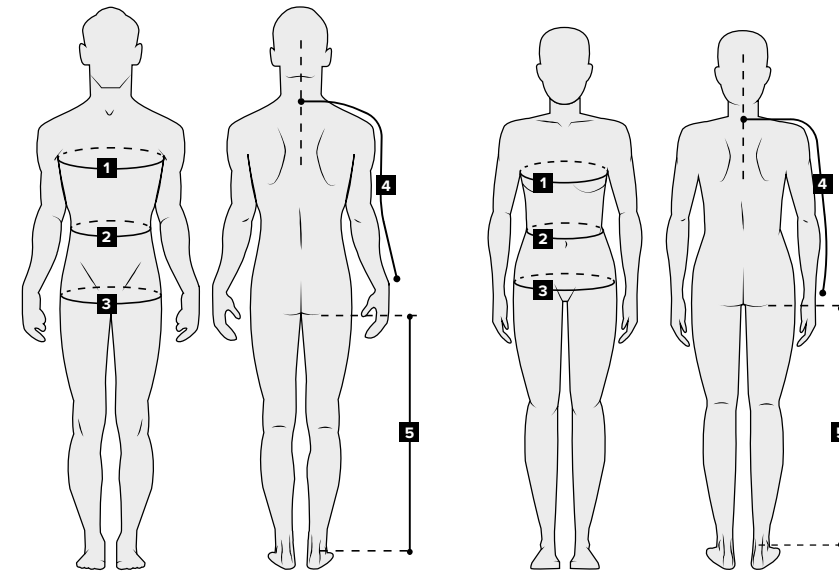
SIZE CHARTS SKIWEAR

APPAREL MEN (Sizing cm)

	XS	S	M	L	XXL	XL
CHEST	85-91	91-97	97-103	103-109	110-118	118-126
WAIST	71-77	77-83	83-89	89-95	96-104	104-112
HIP	84-90	90-96	96-102	102-108	109-117	117-125
SLEEVE (from middle back to wrist*)	81.5	83.5	85.5	87.5	90.5	93.5
INSEAM PANT (from crotch to floor*)	79	80.5	82	83.5	85	86.5

APPAREL WOMEN (Sizing cm)

	XS	S	M	L	XXL	XL
CHEST	81-86	86-91	91-96	96-102	102-110	110-118
WAIST	62-68	68-74	74-80	80-86	86-94	94-102
HIP	88-92	92-98	98-104	104-110	110-118	118-126
SLEEVE (from middle back to wrist*)	76	78	80	82	83	85
INSEAM PANT (from crotch to floor*)	76	77.5	79	80.5	82	84



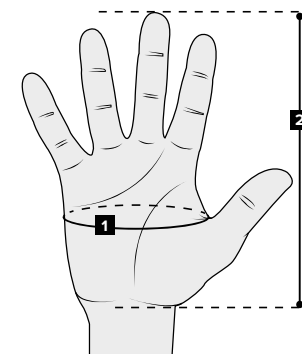
- 1** CHEST: The circumference of your chest is measured under your armpits, around your shoulder blades, and back to the front.
- 2** WAIST: Measure the circumference of your waist at your natural waistline, which is located above your belly button and below your rib cage.
- 3** HIP: Hip is measured at your widest point around the hip.
- 4** SLEEVE LENGTH: Measure from middle back to wrist (upper side of the sleeve).
- 5** INSEAM PANT: Measure from the top of your leg to the end of your leg (inside of the leg).

GLOVES MEN AND UNISEX (Sizing cm)

	XS (7,5)	S (8)	M (8,5)	L (9)	XL (9,5)	XXL (10)
HAND LENGTH	15,6	16,4	17,2	18,2	19,1	20,1
HAND WIDTH	7,7	8,1	8,5	8,9	9,3	9,7
WRIST MEASUREMENT	14,7	15,7	16,7	17,7	19,2	20,7

GLOVES WOMEN (Sizing cm)

	XXS (6)	XS (6,5)	S (7)	M (7,5)	L (8)	XL (8,5)
HAND LENGTH	13,8	14,6	15,5	16,4	17,3	18,2
HAND WIDTH	6,85	7,2	7,55	7,9	8,25	8,6
WRIST MEASUREMENT	12,6	13,6	14,6	15,6	16,6	17,6



- 1** PALM CIRCUMFERENCE: Is the circumference of your flat hand, measured just under your knuckles. Do not include your thumb.
- 2** HAND LENGTH: The hand length is measured from the top of your middle finger, to the crease at the base of your palm.