


Thank you for your purchasing. Please follow the installation instruction to upgrade.

(Warranty void if you do not upgrade by the instruction.)

Tools required

For the installation of your new RD6 Oversized pulley Wheel System for Shimano (henceforth referred to as OSPW System) you will need the following tools:

- A. T10 star key wrench
- B. The tie as the wrister, bicycle leg wrappings and nylon cable tie etc..




1 Original model




2 First of all, please expand the four bar linkage of rear derailleur cage to maximum position.



3 As shown in the illustration: For disassembling easily and make more space between the cage and the body of rear derailleur. Please use velcro tie or nylon cable tie etc. to fix the four bar linkage and keep the position.



4 A: Warning: Please do not overtighten, or the T10 Torx screw may get stripped.
B: T10 star key wrench




5 The exploded view is as below
A: Rear derailleur body
B: Torx screw
C: Dust seal
D: Extension spring
E: Original cage



6 Warning: Please fix the spring first, and then fix the dust seal.
PS. A: Extension spring
B: Dust seal



7 A: First, fix RIDEA RD6 rear derailleur cage into the body. Please do not press to the end, and reserve the space for rotating.



8 Please fix and rotate the limit screw in front of the stopper, and hold the derailleur body and plate tightly.
PS. A: Limit screw
B: Stopper



Dodavatel / Importer
KCK Cyklosport-Mode s.r.o., Bartošova 348, 765 02 Otrokovice-Kvitkovice, CZ
www.kckcyklosport.cz, www.force.bike
Země původu Taiwan / Made in Taiwan



Dodavatel / Importer
KCK Cyklosport-Mode s.r.o., Bartošova 348, 765 02 Otrokovice-Kvitkovice, CZ
www.kckcyklosport.cz, www.force.bike
Země původu Taiwan / Made in Taiwan



Dodavatel / Importer
KCK Cyklosport-Mode s.r.o., Bartošova 348, 765 02 Otrokovice-Kvitkovice, CZ
www.kckcyklosport.cz, www.force.bike
Země původu Taiwan / Made in Taiwan



9 Fix the T10 Torx screw tightly.
PS. A: T10 Torx screw.



10 Upgrade is complete.

Rear derailleur hanger link

RDHL 22


Distance extended
22mm



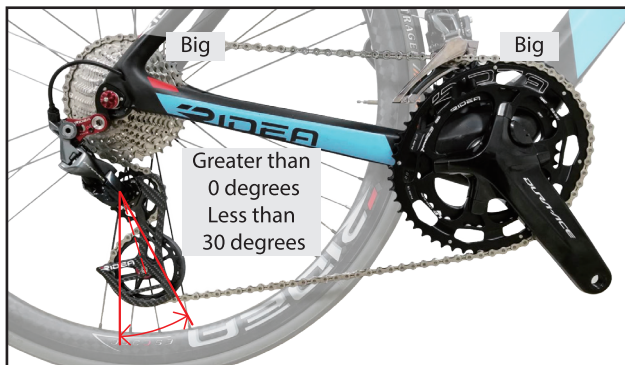
RDHL 20

Extendable distance

- 1 20mm 3 27mm
- 2 23mm 4 31mm



Best position after installation



OSPW+

OverSized Pulley Wheel System +

RIDEA
UPGRADE COMPONENT EXPERT

SHIMANO R9100 / R8000

Rear Derailleur Cage (RD6)

The installation instruction is suitable for
RD6 C35 / RD6 C60 rear derailleur cage .



Dodavatel / Importer
KCK Cyklosport-Mode s.r.o., Bartošova 348, 765 02 Otrokovice-Kvitkovice, CZ
www.kckcyklosport.cz, www.force.bike
Země původu Taiwan / Made in Taiwan



Dodavatel / Importer
KCK Cyklosport-Mode s.r.o., Bartošova 348, 765 02 Otrokovice-Kvitkovice, CZ
www.kckcyklosport.cz, www.force.bike
Země původu Taiwan / Made in Taiwan



Dodavatel / Importer
KCK Cyklosport-Mode s.r.o., Bartošova 348, 765 02 Otrokovice-Kvitkovice, CZ
www.kckcyklosport.cz, www.force.bike
Země původu Taiwan / Made in Taiwan