

**ART.: U629297**  
**PRO TRUING STAND**

1689



### Product features

We redesigned many of its features. The base has been made stronger for improved precision and we also added conical one-size-fits-all magnetic thru-axles adapters that can be stored anywhere on the base. The arms have been made longer to accommodate 29+ wheels better and the calipers widened accordingly. Threads, springs and bearings were all revised resulting in smoother operation plus less frequent calibration. Additionally, we include white high-gloss stickers you can apply to the base and caliper arm to improve background contrast, making it easier than ever to use.

Here is a full list of the improvements.

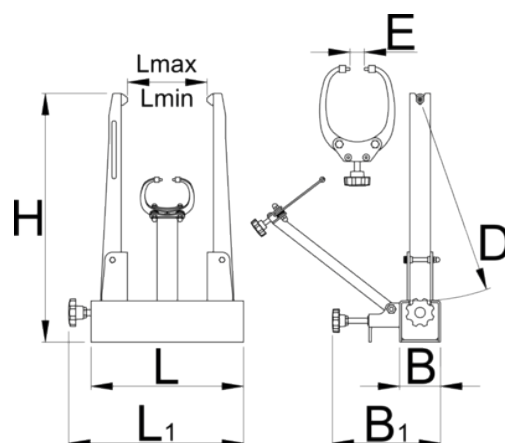
- Stronger base for improved precision
- Longer and redesigned upright arms for improved clearance of 29+ wheels and truing precision
- Wider calipers for increased clearance of 29+ wheels
- Accommodates wider axles, works with through axle hubs up to 197mm width (include the use of adapters). Max. arm opening 230mm (without the use of adapters).
- New bearings on the upright arm adjust axle are spring loaded for improved precision and reduced frequency of calibration
- Redesigned caliper tips for easier radial truing
- Revised threads and springs for smoother operation
- 8mm bench mount holes at the bottom, 268 mm center to center
- Slicker design, all black
- Comes with conical magnetic through axle adapters – one size fits all (12, 15 and 20). The adapters are now magnetic and can be affixed anywhere on the base. Features a bolt for more permanent fix on the upright arms.
- Includes white high gloss stickers, covering the base and caliper arm, for improved background contrast (stickers are not preapplied)

Compatibility:

- Accepts wheels from 16 to 29+ inch with or without tire.
- Supports solid, quick release and through axle hubs
- Through axle hubs are supported with use of the adapters (included with truing stand)
- One pair of through axle adapters support all sizes of through axles

Standard features (same as before):

- The geometry of the callipers enables a simultaneous axial control for accurate truing of the rim.
- The calipers have plastic coated tips to prevent scratching the rim.
- The upright arms position can be adjusted with an upright adjustment knob to fit the axle width. The caliper arm position can be adjusted to fit the wheel radius and the caliper tip distance can be adjusted to fit the rim width.
- When changing the wheel, the spring loaded upright arms and the caliper arm can be quickly pulled away, automatically springing back to a set position when inserting a new wheel. This enables faster truing of several same size wheels.





D↑

E↑

C↓

C↑

H

A

B



629297

390

40

40

226

485



298

80

7165

\* Images of products are symbolic. All dimensions are in mm, and weight in grams. All listed dimensions may vary in tolerance.

## Usage (pictures)



## Accessories



Pro truing stand calibration tool




Rotor truing gauge




Axle adaptor

 Cannondale Lefty® adaptor for truing stand

 Fat bikes calipers for pro truing stand

 Wooden base for 1689

## Spare parts

 Spare tip for caliper

 Handle for 1689

